

**David F Ridland**

Manager & CIO

David co-founded Castlebay and has managed the fund since inception. Previously he managed UK equities at Ignis and Barclays. David took Modern History at the University of St Andrews, as well as the MSC in Investment Analysis at Stirling University.

Fund Attributes

Our investment process identifies companies with:

- Strong cash flows
- High returns on invested capital
- High operating margins
- Low or no debt
- An operational margin of safety
- A valuation margin of safety

Investment Risks

- Past performance is not necessarily a guide to future returns.
- The value of the investments and income derived from them may rise and fall in the future.
- A concentrated portfolio of 20-30 companies can involve higher risk and more fluctuations of capital value.
- A minimum of five years is suggested as an investment time horizon.
- There are areas of the UK market in which we will not invest such as Banks & Big Oil due to their low returns on equity capital.

Fund & Share Class information

Fund Type	UCITs (UK)
Launch Date	28 Jan 2015
Dividend Payment	Feb, May, Aug, Nov
Dividend Yield	2.6%
Initial & Exit costs	None
Dilution Levy ¹	Yes
Auth. Corp Director	Valu-Trac
Depository	NatWest
Dealing	Daily at Noon
IMA Sector	IA UK All Companies
Fund Size	£88M
Portfolio Turnover ²	13%
Av holding period	8 years
Active Share	80% at 31/08/21
5 Day Liquidity	82%
No. Holdings	26
Average co. founded	1942
Average Mkt Cap	£35BN

Daily dealing priced at 12 noon

¹ Dilution levy applies to large purchases (10% or more) and large redemptions, in relation to the NAV of the fund. The levy is calculated and charged by the ACD, Valu-Trac, to protect existing investors from the costs associated with large fund purchases and sales.

² Portfolio Turnover Ratio (PTR) calculated as Purchases or Sales (whichever is less) divided by Average NAV of fund, annualised since inception 28/01/15.

About Castlebay Investment Partners LLP

Castlebay Investment Partners LLP was established by David MacNeil & David Ridland in 2013. The VT Castlebay UK Equity fund was subsequently launched in January 2015. Castlebay is owned by the Partners who make business & investment decisions according to four guiding principles:

- **Transparency & alignment of best interests with our fellow shareholders**
- **Adherence to our investment philosophy & process**
- **Independence of thought to avoid the market herd**
- **Focus on costs: management fees capped & low turnover**

Investment objective:

Our fund invests a minimum of 80% in UK listed companies with the flexibility to invest up to 20% in cash, fixed interest securities or international companies. We aim to generate real returns by exceeding inflation (CPI) plus 4%, per annum, on a rolling three year basis.

Investment approach: We are **Quality value** investors (in that order) and invest in high returning companies when they are attractively valued, in comparison to their own long term average valuations.

Our 'Quality table' highlights some important metrics we assess when we analyse a business. We believe that the underlying returns generated by companies drive share price performance over the long term. Our focus is on companies which have demonstrated an ability to generate high returns in the past and where they are in a strong position to carry on making high returns in the future.

Quality Table	Castlebay	Market
Return on Equity	42%	19%
Operating profit margin	21%	7%
Net debt to equity	46%	103%
Cash conversion	116%	123%
Free Cash Flow yield	3.9%	4.1%

Source: Bloomberg as at 30/09/21

We invest in companies with conviction and for the long term. We do not speculate on short term share price movements. We invest from our investment universe. Our universe consists of companies from the whole of the UK market and developed international markets, which have passed our quality test. Our charges are transparent. We pay the ongoing fund charges from our management fee and dealing costs are low. Investing mistakes often prove to be a source of learning and these are examined, along with our approach to investment, in our quarterly investor letters.

Performance of the VT Castlebay UK Equity fund

■ A - VT - Castlebay UK Equity A Acc in GB [68.24%] ■ B - UK Consumer Price +4% TR in GB [45.45%]
 ■ C - UT UK All Companies TR in GB [49.05%] ■ D - MSCI United Kingdom All Cap TR in GB [38.36%] 28/01/2015 - 30/09/2021 Data from FE fundinfo 2021

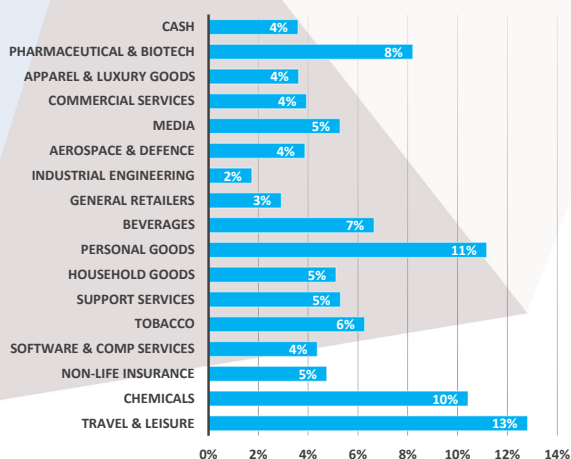
Benchmark	2021	2020	2019	2018	2017	2016	2015 [^]	Inception
VT Castlebay UK Equity Fund ¹	7.6%	2.0%	23.0%	-2.6%	10.1%	17.7%	-1.3%	68.2%
CPI +4%*	5.4%	4.7%	5.4%	6.2%	6.9%	5.6%	4.7%	45.5%*
UK Equities ²	14.0%	-11.3%	18.3%	-9.8%	13.1%	17.3%	-3.3%	38.4%
IA UK All Companies ³	14.6%	-6.3%	21.8%	-10.7%	13.8%	11.2%	0.9%	49.0%

¹A Class Accum Net of Fees, priced at Noon (source: FE 2021) Castlebay UK Equity fund inception 28/01/15 ²MSCI UK All Cap (GBP) (Source: FE 2021) ³IA All Companies sector (source FE 2021) [^]2015 Performance since fund launch 28/01/15 to end December 2015 *CPI+4% to 31/08/21 (source FE 2021)

Past performance is not necessarily a guide to future returns. The value of the investments & the income from them may fall. You may not get back what you invest

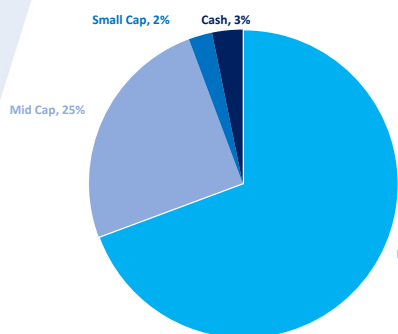


Portfolio sector weightings

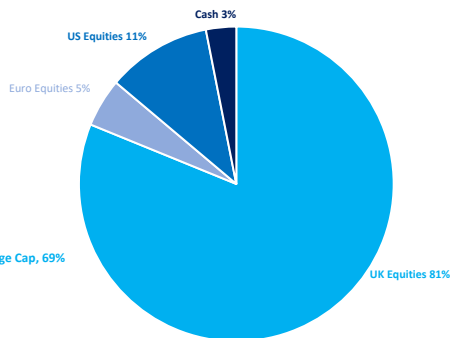


Source: Valu-Trac 30/09/21

Market Capitalisation



Geographic weightings



Source: Valu-Trac 30/09/21

Source: Valu-Trac 30/09/21

VT Castlebay UK Equity portfolio

Company	Sector	Weight
Croda International	Chemicals	5.5%
Diageo	Beverages	5.3%
Relx	Media	5.3%
Unilever	Personal Goods	5.2%
Reckitt Benckiser	Household Goods	5.1%
Victrex	Chemicals	4.9%
Admiral Group	Non-life insurance	4.8%
Craneware	Software & Comp Services	4.4%
Domino's Pizza Group	Travel & Leisure	4.4%
Compass Group	Travel & Leisure	4.3%
Intercontinental Hotels	Travel & Leisure	4.2%
Colgate Palmolive Co	Personal Goods	4.0%
Intertek Group	Commercial Services	3.9%
Avon Protection	Aerospace & Defence	3.9%
BATS	Tobacco	3.8%
Burberry Group	Apparel & Luxury Goods	3.6%
Novo Nordisk	Pharma & Biotech	3.2%
Page Group	Support services	3.1%
Dunelm Group	General Retailers	2.9%
Bioventix	Pharma & Biotech	2.5%
Edwards Lifesciences	Pharma & Biotech	2.5%
Imperial Brands	Tobacco	2.5%
Accenture	Support services	2.2%
Estee Lauder	Personal Goods	2.0%
Kone Oyj	Industrial Engineering	1.7%
Nichols	Beverages	1.3%
Cash	Cash	3.2%
Rev/Cap Accruals	Cash	0.4%
Total		100.0%

Share class information

Share Class	Ongoing Charges Figure*	Minimum investment	Price (P)	ISIN
A Class Accumulation	1.0%	£10,000	168.24	GB00BVOLF607
A Class Income	1.0%	£10,000	137.53	GB00BVOLF599
B Class Accumulation	0.8%	£2,000,000	153.55	GB00BVOLF821
B Class Income	0.8%	£2,000,000	141.16	GB00BVOLF714
C Class Accumulation	0.6%	£20,000,000	175.21	GB00BVOLF859
C Class Income	0.6%	£20,000,000	104.30	GB00BVOLF938

*Castlebay pay all ongoing fund costs from their management fee which means the Annual Management Charge is the same as the Ongoing Charges Figure (OCF). Ongoing fund charges exclude stamp duty and dealing commission. These costs are published in our final quarterly letter each year.

Why a CPI+4% benchmark?

We prefer not to follow the investing herd. Our aim of exceeding inflation (CPI) plus 4% per annum, on a rolling three year basis, frees us up to invest only in those businesses which satisfy our quality characteristics.

We will never own a company merely because it is a large constituent of an index, nor will we allocate to certain sectors so we do not deviate significantly from an index.

In fact, we do not invest in banks or big oil companies because they do not earn sufficient returns on their capital. We will often deviate from the market crowd. It is important you understand and are comfortable with that before you invest.

Platform Availability

Aegon	Cofunds	James Hay	7IM
AJ Bell	Elevate	Novia	Share Centre
AllFunds	Embark	Nucleus	Standard Life
Ascentric	Fidelity funds network	Old Mutual	Transact
Aviva	FNZ	Pershing	Zurich
Barclays Direct	Hargreaves Lansdown	Praemium	

How to invest

Please contact David MacNeil at Castlebay for further information on how to invest in the fund:

Tel: 0141 212 7930

Email: davidmacneil@castlebayinvestments.com

Web: www.castlebayinvestments.com

Address: Crosstrees House, 14 Sandyford Place, Glasgow G3 7NB

IMPORTANT INFORMATION

VT Castlebay UK Equity fund is a sub-fund of the Valu-Trac Investment Funds ICVC. Full details of the VT Investment Funds, including risk warnings, are published in the VT Investment Funds Prospectus, the VT Investment Funds Supplementary Information Document (SID) and the VT Investment Funds Key Investor Information Documents (KIIDs) which are available on request and at www.castlebayinvestments.com. Every effort is taken to ensure the accuracy of the data used in this document but no warranties are given. Castlebay Investment Partners LLP is authorised and regulated by the Financial Conduct Authority (No.624445) Valu Trac Investment Funds ICVC is authorised and regulated by the Financial Conduct Authority. (No. 581955). This document does not constitute or form part of and should not be construed as, an invitation to buy or sell shares in the Fund and neither this document nor anything contained or referred to in it shall form the basis of, or be relied on in connection with, any offer or commitment whatsoever.

The value of shares and the income generated from them can fall as well as rise and are not guaranteed. Investors may not get back the amount originally subscribed. Equity investments should always be considered as long term. Investors should not purchase shares in the Fund except on the basis of information contained in the Fund's Prospectus.